

1) Top cover



Basic features

Additional features	Teach-in function
Approval/Conformity	CE UKCA WEEE
Basic standard	IEC 60947-5-2
Principle of operation	Signal amplifier
Series	SA-OH
Style	Square Straight connection

Display/Operation

Adjuster	Slide switch 3 positions Slide switch 2 positions (2x) Key (2x)
Display	LED green: Power Error - LED red Output function- LED yellow
Power indicator	Green LED
Setting	Teach Sn Light-on/dark-on On-/off delay

Photoelectric Sensors
BAE SA-OH-063-NP-DP02
Order Code: BAE0126

BALLUFF

Electrical connection

Cable diameter D	3.5 mm
Cable length L	2 m
Conductor cross-section	0.14 mm ²
Connection	Cable, 2 m, PVC
Connection 2	Sensor BOH: M8x1-Male, 3-pin
Contact, surface protection	Gold plated
Electrical version	3-/4-wire
Number of conductors	4
Polarity reversal protected	yes
Protection against device mix-ups	yes
Short-circuit protection	yes

Electrical data

Input function	Teach Sn
Load capacitance max. at Ue	100 nF
No-load current I _o max. at Ue	45 mA
Operating voltage U _b	15...30 VDC
Rated insulation voltage U _i	75 V DC
Rated operating current I _e	80 mA
Rated operating voltage U _e DC	24 V
Switching frequency	500 Hz
Turn-off delay t _{off} max.	1 ms
Turn-on delay t _{on} max.	1 ms
Utilization category	DC -13
Voltage drop U _d max. at I _e	2 V

Environmental conditions

Ambient temperature	-5...55 °C
Contamination scale	3
EN 60068-2-27, Shock	Half-sinus, 30 g _n , 11 ms, 3x6
EN 60068-2-6, Vibration	10...55 Hz, 1 mm, 5 min
IP rating	IP40

Remarks

For additional information, refer to user's guide.

For more information about MTTF and B10d see MTTF / B10d Certificate

Indication of the MTTF- / B10d value does not represent a binding composition and/or life expectancy assurance; these are simply experiential values with no warranty implications. These declared values also do not extend the expiration period for defect claims or affect it in any way.

Functional safety

MTTF (40 °C)	431.6 a
--------------	---------

Interface

Duration of time function	T = 50 ms
Switching output	NPN normally open/normally closed (NO/NC)
Time function	On/off delay

Material

Housing material	PC PA 12
Material jacket	PVC

Mechanical data

Dimension	13.5 x 32.9 x 67 mm
Mounting part	DIN EN-50022 rail 35 mm DIN EN-50045 rail 15 mm

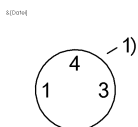
Optical features

Principle of optical operation	depends on sensor head
Switching function, optical	dark-on/light-on

Range/Distance

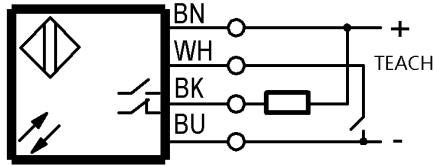
Range	depends on sensor head
-------	------------------------

Connector Drawings

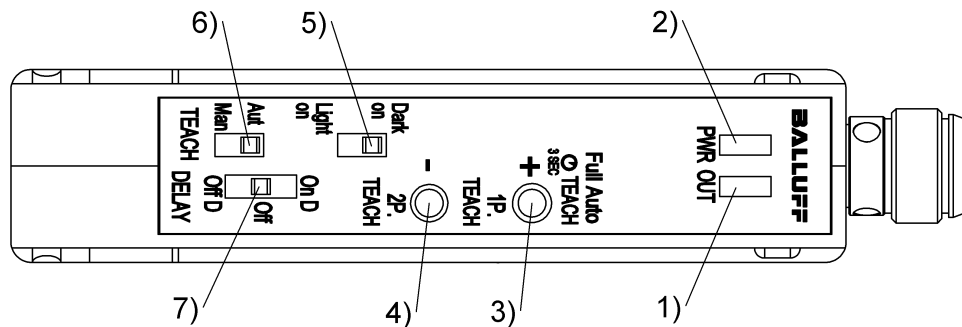


1) Sensor connection

Wiring Diagrams



Help Views



- 1) Status-LED OUT
- 2) Status-LED PWR
- 3) Button, +, Teach
- 4) Button, -, Teach
- 5) Light-on/dark-on
- 6) Teachmode
- 7) Turn-on/off delay